


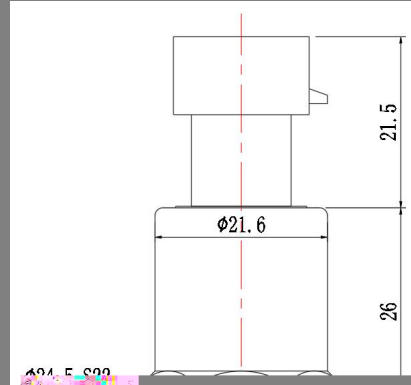
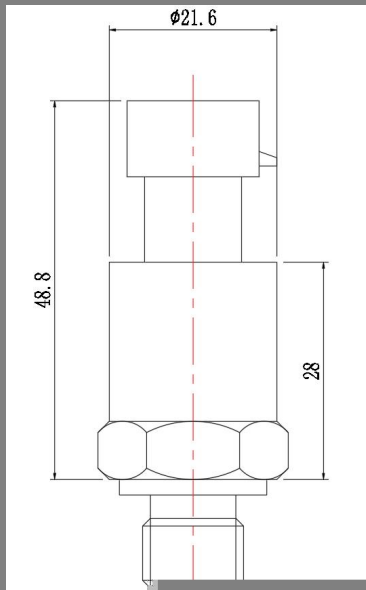
P907-C



P907-C

	P907-C		
	"	"	

P907-C



		Packard		

P907-C

The image shows a large grid of redacted data. At the top, there are two rows of greyed-out header information. Below these are 25 rows of data. Each row contains a series of greyed-out cells. Vertical black lines are drawn through the grid, separating the data into columns. The first column has 25 rows. The second column has 24 rows. The third column has 23 rows. The fourth column has 22 rows. The fifth column has 21 rows. The sixth column has 20 rows. The seventh column has 19 rows. The eighth column has 18 rows. The ninth column has 17 rows. The tenth column has 16 rows. The eleventh column has 15 rows. The twelfth column has 14 rows. The thirteenth column has 13 rows. The fourteenth column has 12 rows. The fifteenth column has 11 rows. The sixteenth column has 10 rows. The seventeenth column has 9 rows. The eighteenth column has 8 rows. The nineteenth column has 7 rows. The twentieth column has 6 rows. The twenty-first column has 5 rows. The twenty-second column has 4 rows. The twenty-third column has 3 rows. The twenty-fourth column has 2 rows. The twenty-fifth column has 1 row. The bottom row of the grid is a header row with 25 columns.